


TECHSPEC® Fenêtre $\lambda/4$ en Silice Fondue Traitée VIS-NIR, 50 mm de dia., 2 mm d'épaisseur



TECHSPEC® $\lambda/4$ UV Fused Silica Windows

Stock #72-413 **NOUVEAU** 3-4 JOURS

⊖ 1 ⊕ €211⁰⁰

AJOUTER AU PANIER

Qté 1-5

€211,00

Qté 6+

€168,00

Prix sur Quantité

[Demande de Devis](#)

ⓘ Les prix sont indiqués hors TVA et droits applicables.

Espace téléchargement



SPÉCIFICATIONS

Caractéristiques du produit

Type:
Protective Window

Propriétés physiques et mécaniques

| |
|--|
| Biseau: Protective as needed |
| Ouverture Utile (%): 90 |
| Ouverture Utile CA (mm): 45.00 |
| Diamètre (mm): 50.00 +0.00/-0.10 |
| Épaisseur (mm): 2.00 ±0.10 |
| Bords: Fine Ground |
| Dureté de Knoop (kg/mm²): 522 |
| Parallélisme (arcmin): <1 |
| Rapport de Poisson: 0.16 |
| Module d'Élasticité de Young (GPa): 73 |

Propriétés optiques

| |
|---|
| Nombre d'Abbe (v_d): 67.8 |
| Traitement: VIS-NIR (400-1000nm) |
| Spécification du Traitement: R _{abs} ≤0.25% @ 880nm R _{avg} ≤1.25% @ 400 - 870nm R _{avg} ≤1.25% @ 890 - 1000nm |
| Indice de Réfraction (n_d): 1.458 |
| Substrat: Fused Silica (Corning 7980) |
| Qualité de Surface: 40-20 |
| Front d'Onde Transmis, P-V: λ/4 |
| Gamme de Longueur d'Onde (nm): 400 - 1000 |
| Damage Threshold, Reference: □ 5 J/cm ² @ 532nm, 10ns |

Propriétés des matériaux

| |
|---|
| Coefficient d'Expansion Thermique CTE (10⁻⁶/°C): 0.52 (+5 to +35°C) 0.57 (0 to +200°C) 0.48 (-100 to +200°C) |
| Densité (g/cm³): 2.20 |

Conformité réglementaire

| |
|---|
| RoHS 2015: Conforme |
| Certificate of Conformance: Visionner |
| REACH 241: Conforme |

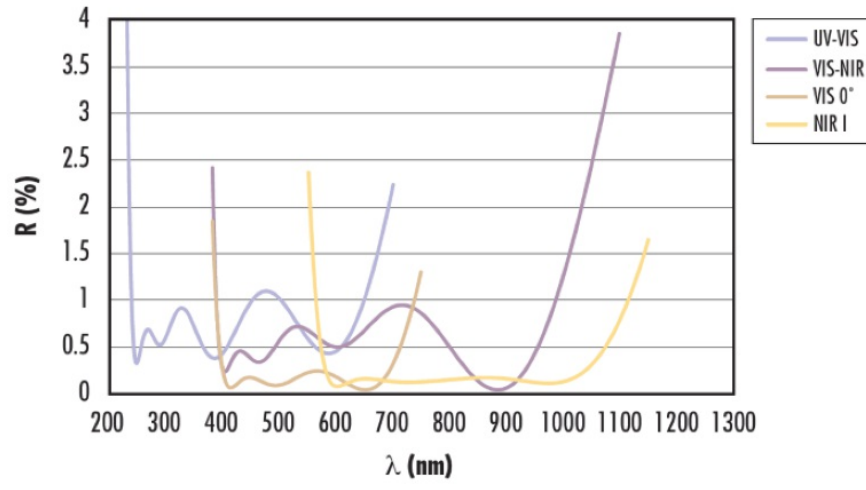
DESCRIPTION PRODUIT

- disponible sans traitement ou traitées BBAR pour l'UV, le visible et le NIR
- parfaites pour les applications d'imagerie
- tailles de diamètre standard de 5 à 200 mm
- fenêtres en silice fondue UV [1λ](#) ou [λ/10](#) également disponibles

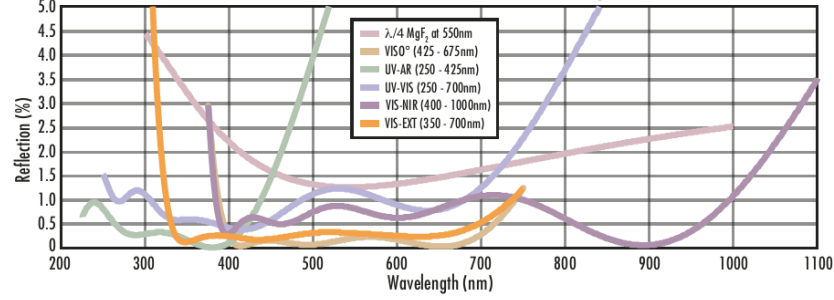
Les Fenêtres en Silice Fondue UV $\lambda/4$ TECHSPEC® sont fabriquées avec une qualité de surface de 40-20 et des spécifications d'erreur du front d'onde transmis de $\lambda/4$, ce qui les rend idéales pour les applications d'imagerie. Dotées de substrats en silice fondue UV, ces fenêtres offrent une transmission élevée de l'ultraviolet (UV) au visible et à l'infrarouge proche (NIR). Des options de traitement antireflet à large bande (BBAR) sont disponibles pour minimiser les pertes par réflexion et augmenter la transmission. Les Fenêtres en Silice Fondue UV $\lambda/4$ TECHSPEC sont utilisées dans les applications d'imagerie optique, dans les applications laser de faible à moyenne puissance et comme fenêtres de protection, en particulier dans les applications nécessitant la transmission de la lumière UV.

INFORMATIONS TECHNIQUES

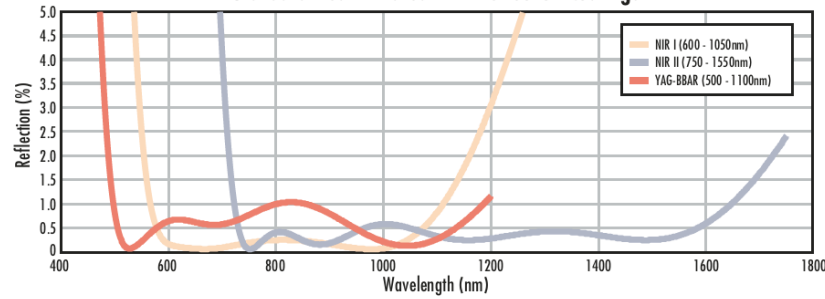
Anti-Reflection Coating Curves



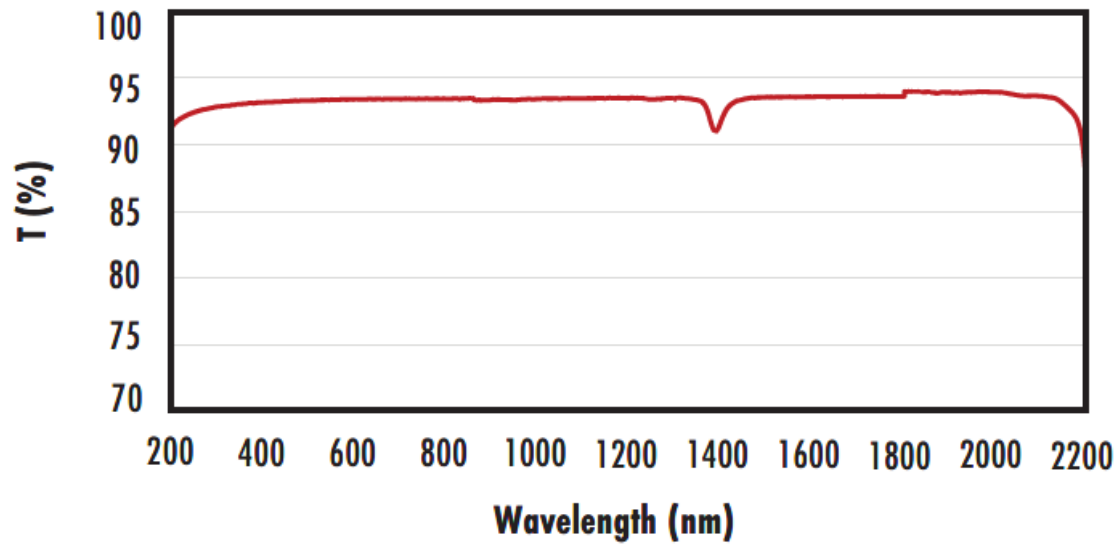
Standard Visible Anti-Reflection Coatings



Standard Near Infrared Anti-Reflection Coatings



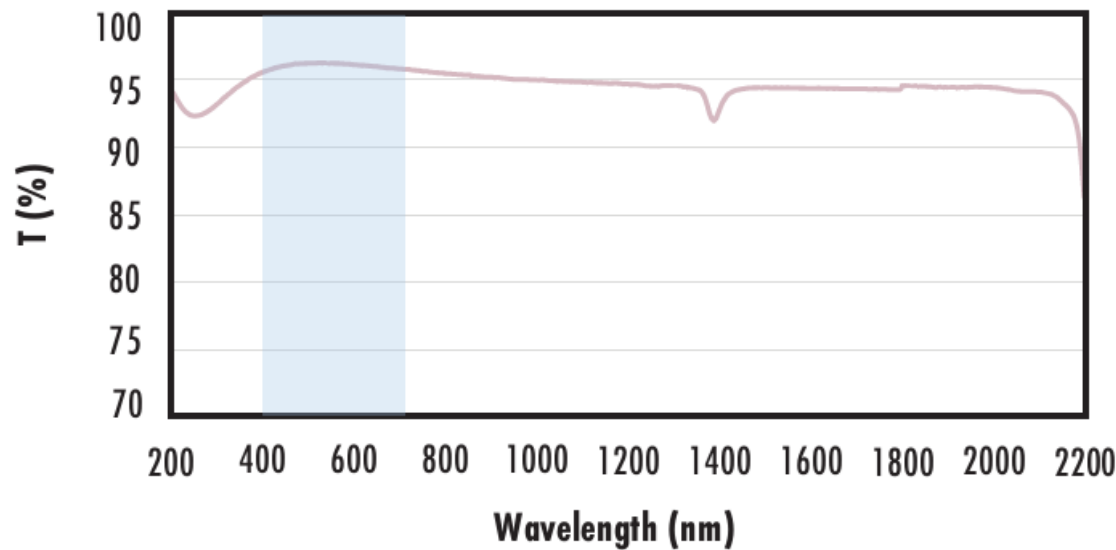
Uncoated Fused Silica Typical Transmission



Typical transmission of a 3mm thick, uncoated fused silica window across the UV - NIR spectra.

[Click Here to Download Data](#)

Fused Silica with MgF₂ Coating Typical Transmission



Typical transmission of a 3mm thick fused silica window with MgF₂ (400-700nm) coating at 0° AOI.

The blue shaded region indicates the coating design wavelength range, with the following specification:

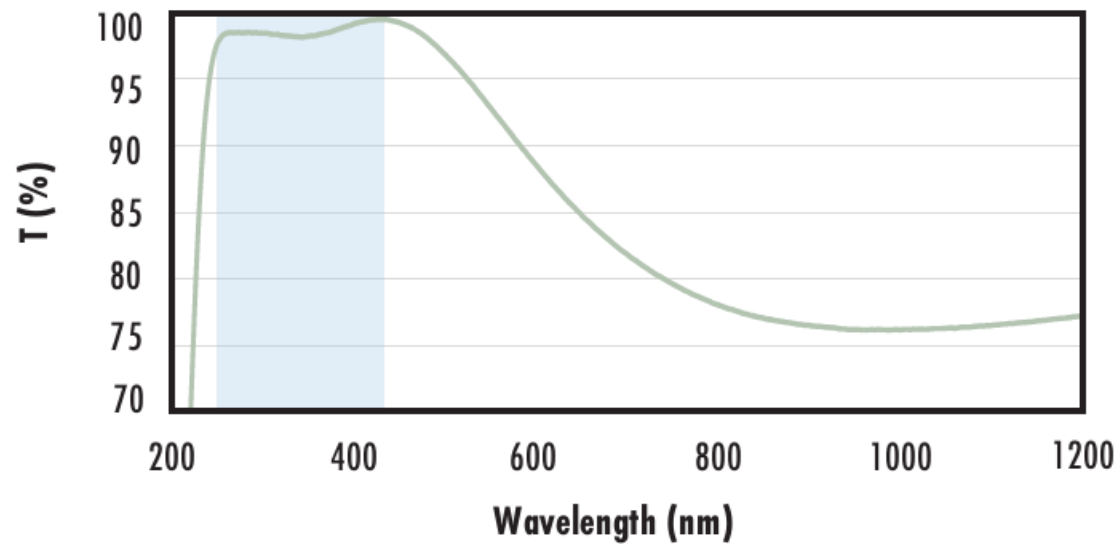
$$R_{avg} \leq 1.75\% \text{ @ } 400 - 700\text{nm (N-BK7)}$$

Data outside this range is not guaranteed and is for reference only.

[Click Here to Download Data](#)

Fused Silica with UV-AR Coating

Typical Transmission



Typical transmission of a 3mm thick fused silica window with UV-AR (250-425nm) coating at 0° AOI.

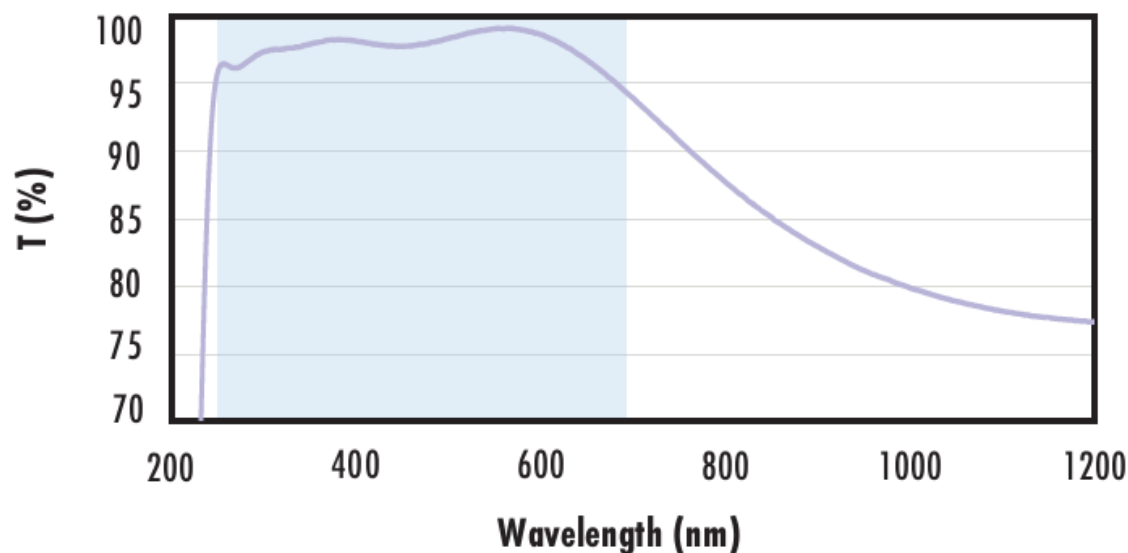
The blue shaded region indicates the coating design wavelength range, with the following specification:

$R_{abs} \leq 1.0\%$ @ 250 - 425nm
 $R_{avg} \leq 0.75\%$ @ 250 - 425nm
 $R_{avg} \leq 0.5\%$ @ 370 - 420nm

Data outside this range is not guaranteed and is for reference only.

[Click Here to Download Data](#)

Fused Silica with UV-VIS Coating Typical Transmission



Typical transmission of a 3mm thick fused silica window with UV-VIS (250-700nm) coating at 0° AOI.

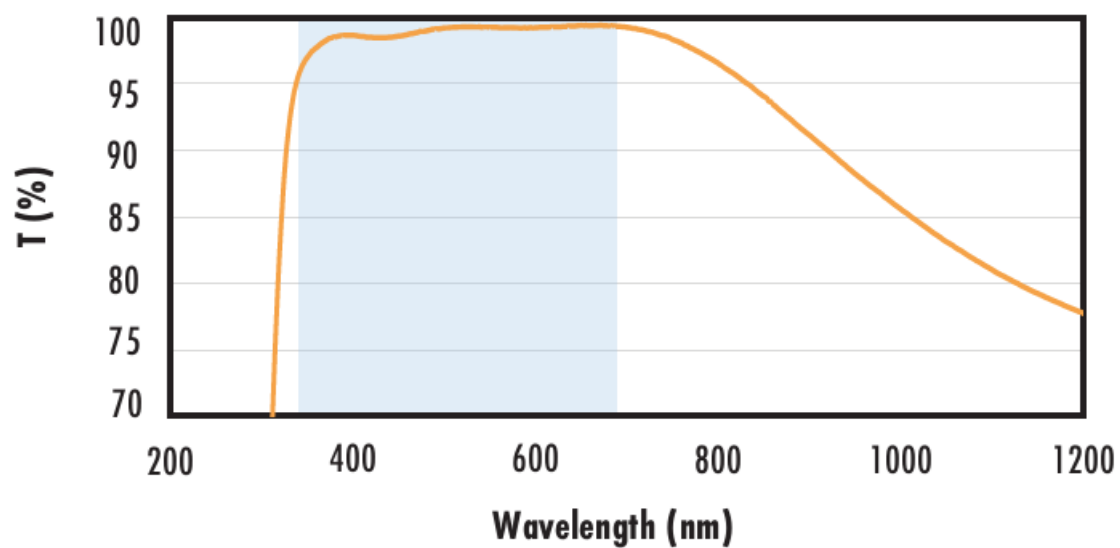
The blue shaded region indicates the coating design wavelength range, with the following specification:

$R_{abs} \leq 1.0\%$ @ 350 - 450nm
 $R_{avg} \leq 1.5\%$ @ 250 - 700nm

Data outside this range is not guaranteed and is for reference only.

[Click Here to Download Data](#)

Fused Silica with VIS-EXT Coating Typical Transmission



Typical transmission of a 3mm thick fused silica window with VIS-EXT (350-700nm) coating at 0° AOI.

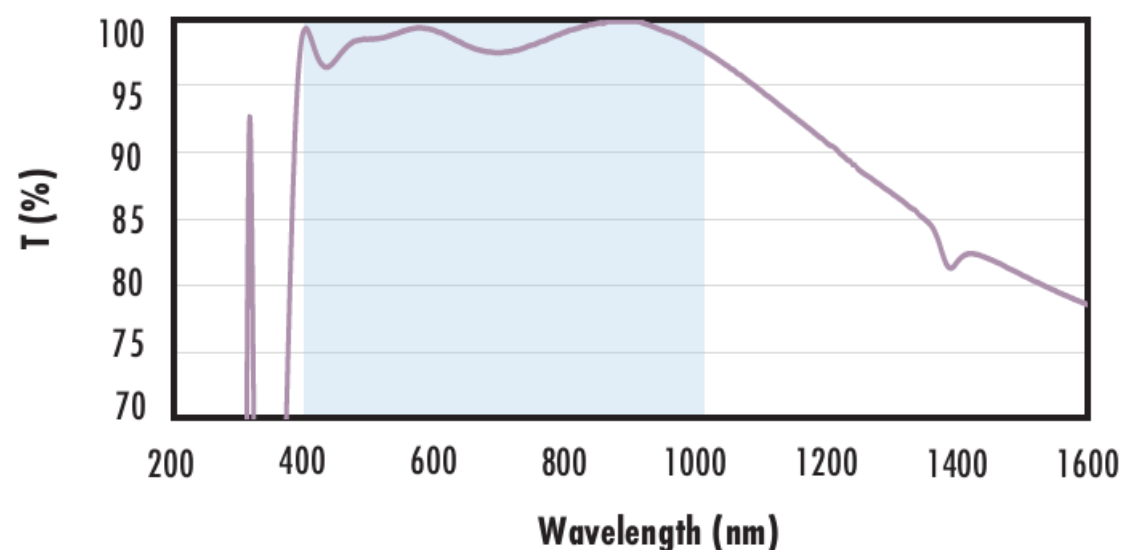
The blue shaded region indicates the coating design wavelength range, with the following specification:

$R_{avg} \leq 0.5\%$ @ 350 - 700nm

Data outside this range is not guaranteed and is for reference only.

[Click Here to Download Data](#)

Fused Silica with VIS-NIR Coating Typical Transmission



Typical transmission of a 3mm thick fused silica window with VIS-NIR (400-1000nm) coating at 0° AOI.

The blue shaded region indicates the coating design wavelength range, with the following specification:

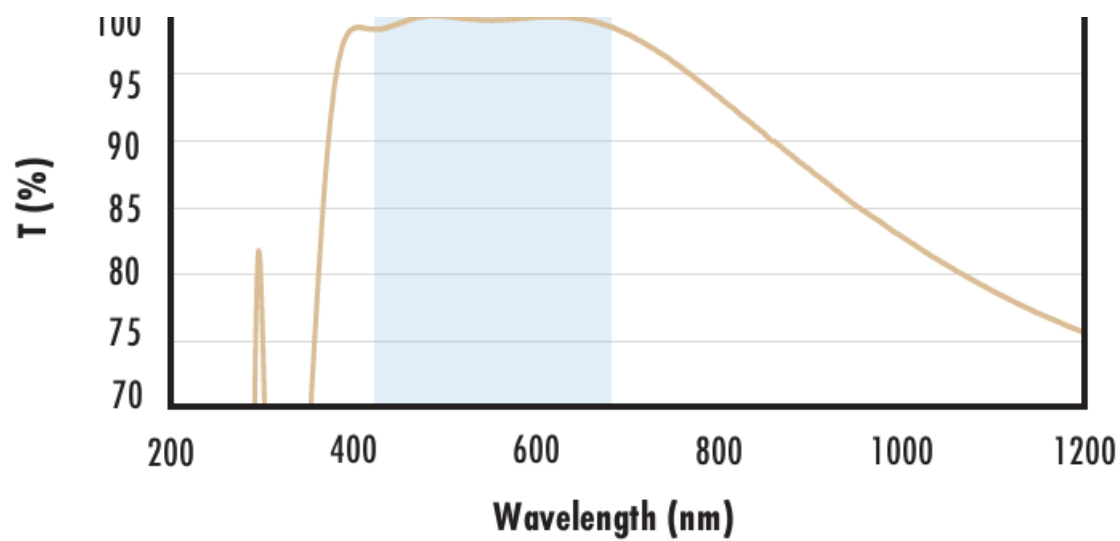
$R_{abs} \leq 0.25\%$ @ 880nm
 $R_{avg} \leq 1.25\%$ @ 400 - 870nm
 $R_{avg} \leq 1.25\%$ @ 890 - 1000nm

Data outside this range is not guaranteed and is for reference only.

[Click Here to Download Data](#)

Fused Silica with VIS 0° Coating Typical Transmission





Typical transmission of a 3mm thick fused silica window with MS 0° (425-675nm) coating at 0° AOI.

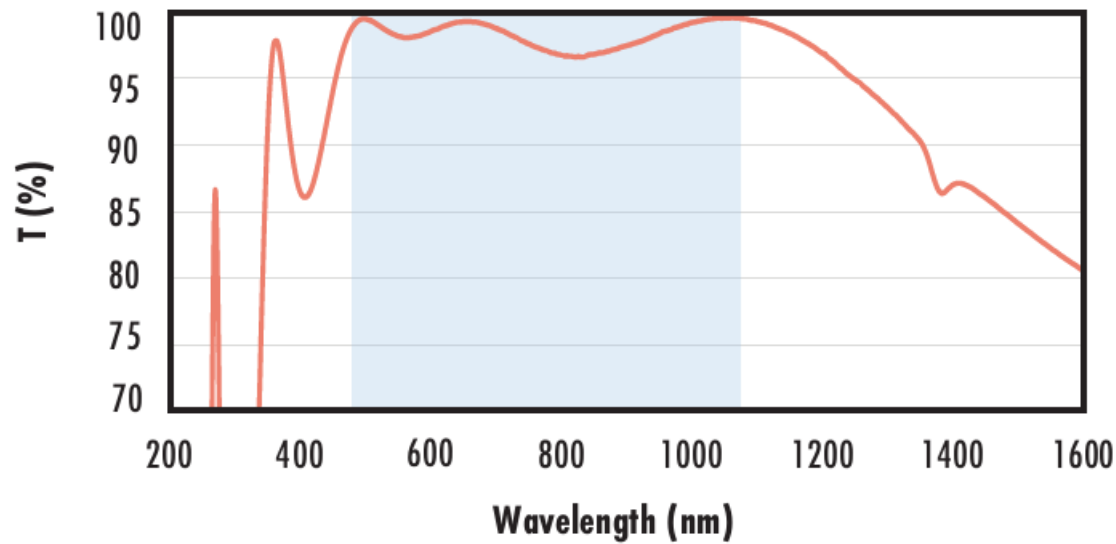
The blue shaded region indicates the coating design wavelength range, with the following specification:

$$R_{avg} \leq 0.4\% @ 425 - 675nm$$

Data outside this range is not guaranteed and is for reference only.

[Click Here to Download Data](#)

**Fused Silica with YAG-BBAR Coating
Typical Transmission**



Typical transmission of a 3mm thick fused silica window with YAG-BBAR (500-1100nm) coating at 0° AOI.

The blue shaded region indicates the coating design wavelength range, with the following specification:

$$R_{abs} \leq 0.25\% @ 532nm$$

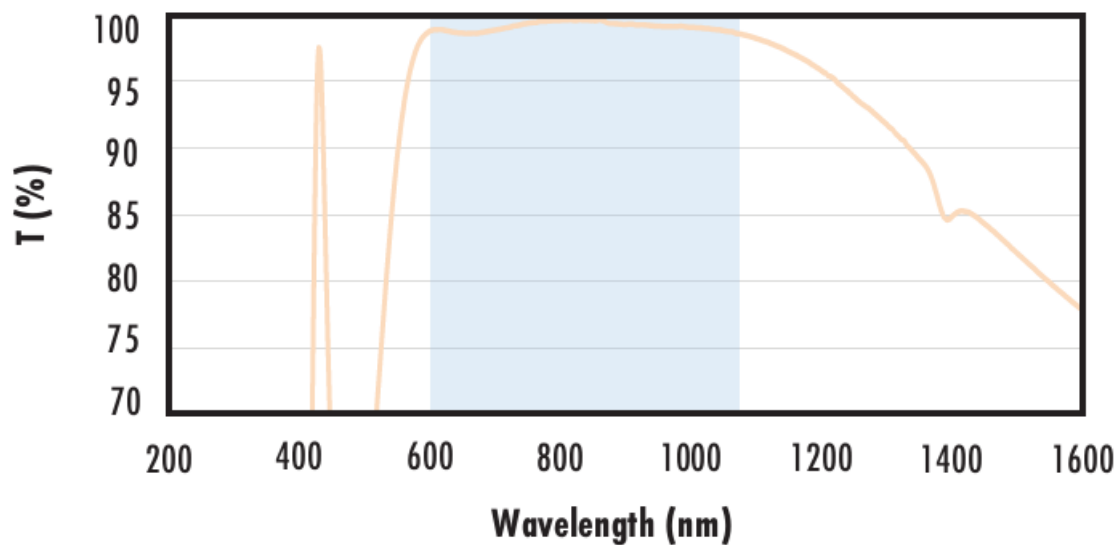
$$R_{abs} \leq 0.25\% @ 1064nm$$

$$R_{avg} \leq 1.0\% @ 500 - 1100nm$$

Data outside this range is not guaranteed and is for reference only.

[Click Here to Download Data](#)

**Fused Silica with NIR I Coating
Typical Transmission**



Typical transmission of a 3mm thick fused silica window with NIR I (600 - 1050nm) coating at 0° AOI.

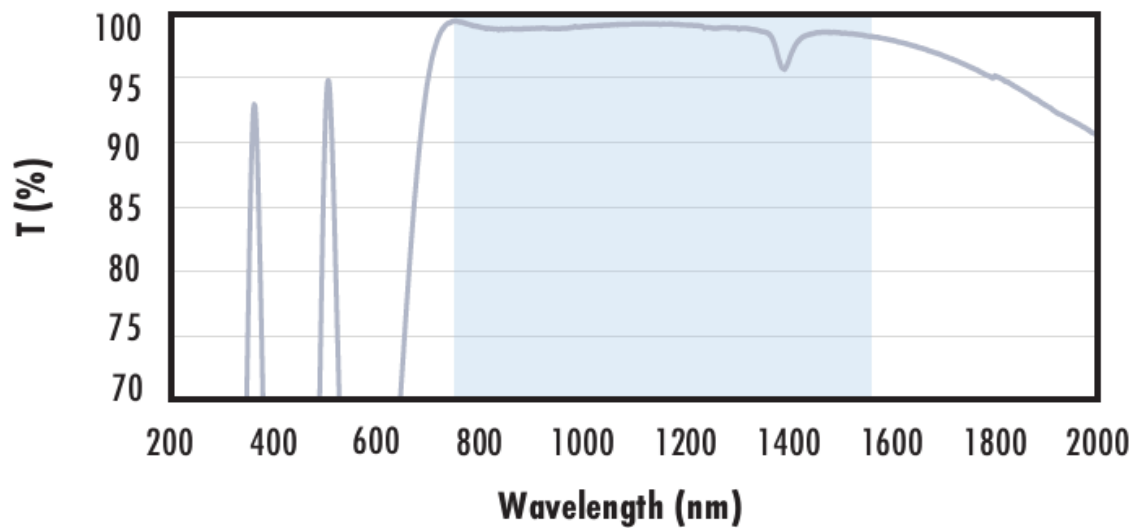
The blue shaded region indicates the coating design wavelength range, with the following specification:

$$R_{avg} \leq 0.5\% @ 600 - 1050nm$$

Data outside this range is not guaranteed and is for reference only.

[Click Here to Download Data](#)

**Fused Silica with NIR II Coating
Typical Transmission**



Typical transmission of a 3mm thick fused silica window with NIR II (750 - 1550nm) coating at 0° AOI.

The blue shaded region indicates the coating design wavelength range, with the following specification:

$$R_{abs} \leq 1.5\% @ 750 - 800nm$$

$$R_{abs} \leq 1.0\% @ 800 - 1550nm$$

$$R_{avg} \leq 0.7\% @ 750 - 1550nm$$

Data outside this range is not guaranteed and is for reference only.

[Click Here to Download Data](#)

