


TECHSPEC® Fenêtre à Coin 30' en Silice Fondue, Traitée VIS-NIR, 12,5 mm de dia.



TECHSPEC® Fused Silica Wedged Windows

Stock #17-666 3-4 JOURS

⊖ 1 ⊕ €141⁰⁰

AJOUTER AU PANIER

Qté 1-5

€141,00

Qté 6+

€113,00

Prix sur Quantité

[Demande de Devis](#)

ⓘ Les prix sont indiqués hors TVA et droits applicables.

Espace téléchargement



SPÉCIFICATIONS

Caractéristiques du produit

Type:
Wedged Window

Propriétés physiques et mécaniques

Ouverture Utile CA (mm):
11.25

Diamètre (mm):
12.50 +0.0/-0.10

Épaisseur (mm):
3.00 ±0.20

Bords:
Fine Ground

Module d'Élasticité de Young (GPa):
73

Propriétés optiques

Traitement:
VIS-NIR (400-1000nm)

Spécification du Traitement:
 $R_{abs} \leq 0.25\%$ @ 880nm
 $R_{avg} \leq 1.25\%$ @ 400 - 870nm
 $R_{avg} \leq 1.25\%$ @ 890 - 1000nm

Indice de Réfraction (n_d):
1.458

Substrat:
[Fused Silica](#) (Corning 7980)

Planéité de Surface (P-V):
λ/10

Qualité de Surface:
20-10

Gamme de Longueur d'Onde (nm):
400 - 1000

Angle de Bord:
30' ±10'

Damage Threshold, Reference:
5 J/cm² @ 532nm, 10ns

Propriétés des matériaux

Coefficient d'Expansion Thermique CTE (10⁻⁶/°C):
0.52 (+5 to +35°C)
0.57 (0 to +200°C)
0.48 (-100 to +200°C)

Conformité réglementaire

RoHS 2015:
[Conforme](#)

Certificate of Conformance:
[Visionner](#)

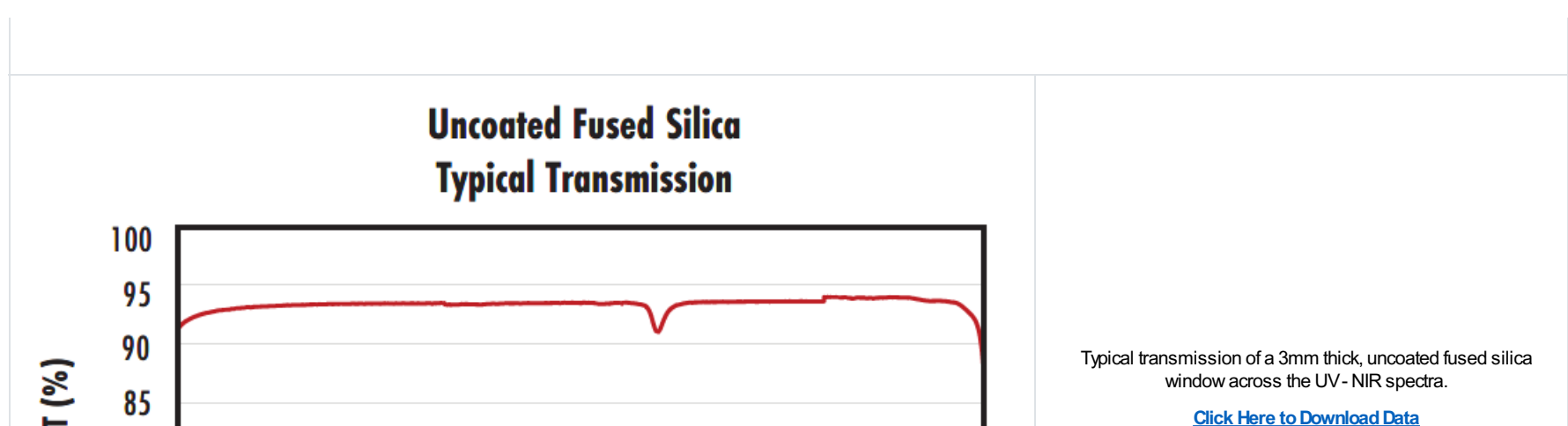
Reach 235:
[Conforme](#)


DESCRIPTION PRODUIT

- Angles de secteur de 30 minutes d'arc à 10°
- Planéité de surface de λ/10 et qualité de surface de 20-10
- Préviennent l'instabilité du laser lors de l'utilisation dans des cavités laser
- [Fenêtres à Coin en N-BK7](#) et [Fenêtres Planes en Silice Fondue](#) également disponibles

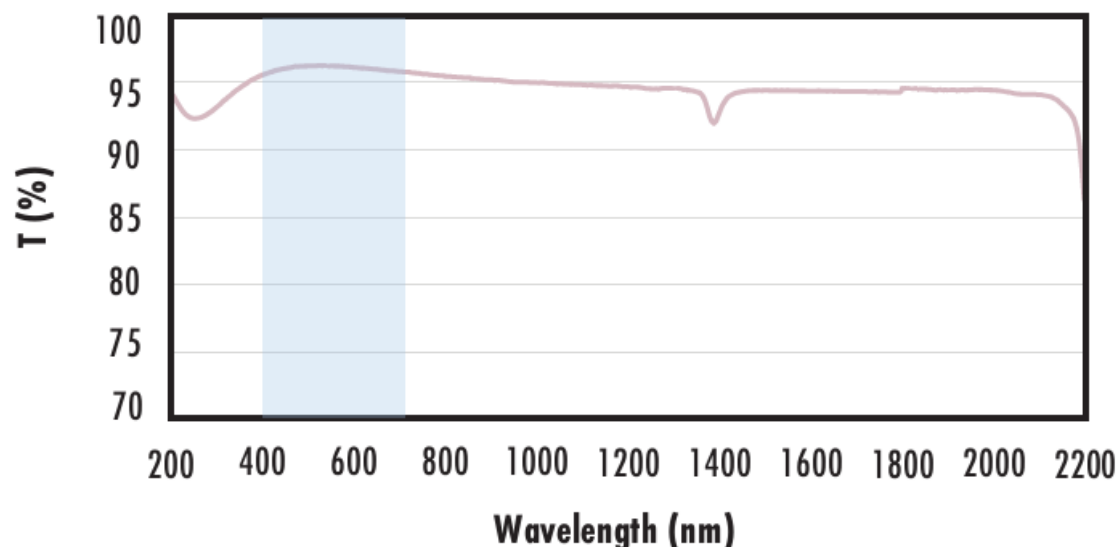
Les Fenêtres à Coin en Silice Fondue TECHSPEC® sont fabriquées en silice fondue de qualité UV et présentent un coin entre 30 minutes d'arc et 10°. Le coin de ces fenêtres élimine les effets d'étalon en empêchant les réflexions de la surface arrière de se déplacer le long du même chemin optique que le faisceau transmis. Cela permet de protéger contre l'instabilité du laser, les sauts de mode et les pics de puissance lorsqu'elles sont utilisées dans des cavités laser, et contre les effets d'interférence de faisceaux lors de l'utilisation à l'extérieur de ces cavités. Les Fenêtres à Coin en Silice Fondue TECHSPEC® sont idéales pour les applications laser UV ou de haute puissance en raison de leur haute transmittance UV et de leur insensibilité aux variations de température. Ces fenêtres peuvent également être utilisées comme optiques de prélèvement de faisceau ou comme échantillonneurs de faisceau pour surveiller les propriétés du faisceau laser, comme la puissance du faisceau, au fil du temps.

INFORMATIONS TECHNIQUES





**Fused Silica with MgF₂ Coating
Typical Transmission**



Typical transmission of a 3mm thick fused silica window with MgF₂ (400-700nm) coating at 0° AOI.

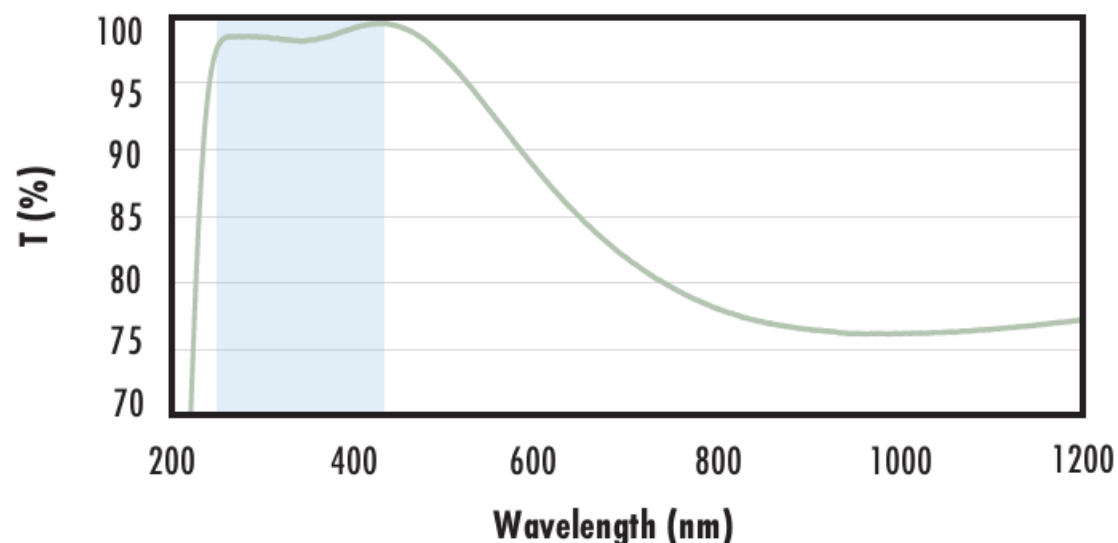
The blue shaded region indicates the coating design wavelength range, with the following specification:

$$R_{avg} \leq 1.75\% @ 400 - 700\text{nm (N-BK7)}$$

Data outside this range is not guaranteed and is for reference only.

[Click Here to Download Data](#)

**Fused Silica with UV-AR Coating
Typical Transmission**



Typical transmission of a 3mm thick fused silica window with UV-AR (250-425nm) coating at 0° AOI.

The blue shaded region indicates the coating design wavelength range, with the following specification:

$$R_{abs} \leq 1.0\% @ 250 - 425\text{nm}$$

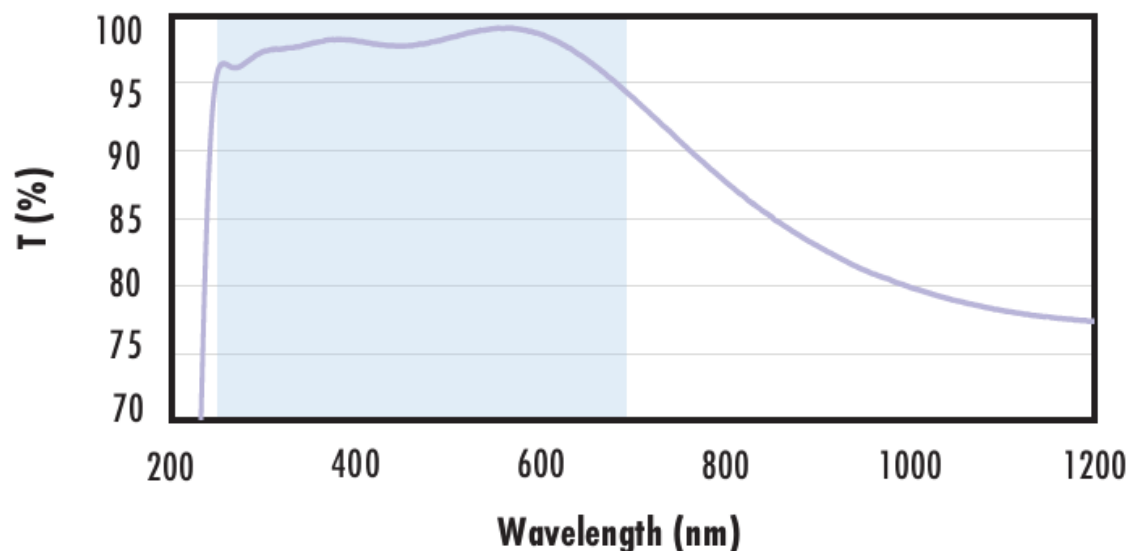
$$R_{avg} \leq 0.75\% @ 250 - 425\text{nm}$$

$$R_{avg} \leq 0.5\% @ 370 - 420\text{nm}$$

Data outside this range is not guaranteed and is for reference only.

[Click Here to Download Data](#)

**Fused Silica with UV-VIS Coating
Typical Transmission**



Typical transmission of a 3mm thick fused silica window with UV-VIS (250-700nm) coating at 0° AOI.

The blue shaded region indicates the coating design wavelength range, with the following specification:

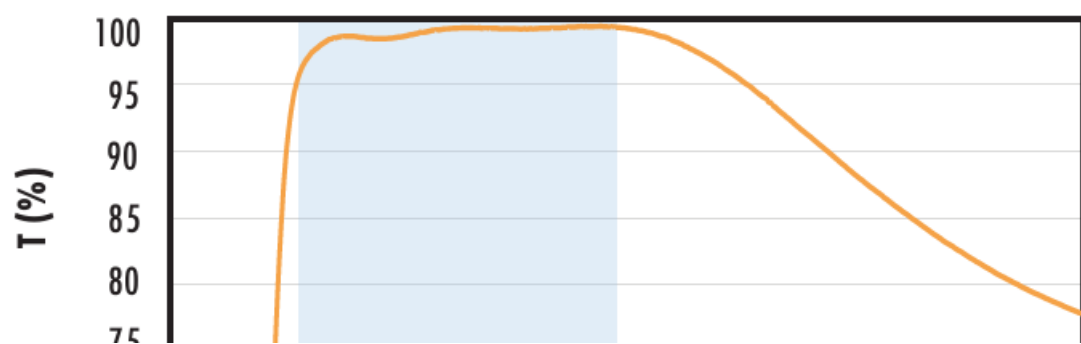
$$R_{abs} \leq 1.0\% @ 350 - 450\text{nm}$$

$$R_{avg} \leq 1.5\% @ 250 - 700\text{nm}$$

Data outside this range is not guaranteed and is for reference only.

[Click Here to Download Data](#)

**Fused Silica with VIS-EXT Coating
Typical Transmission**



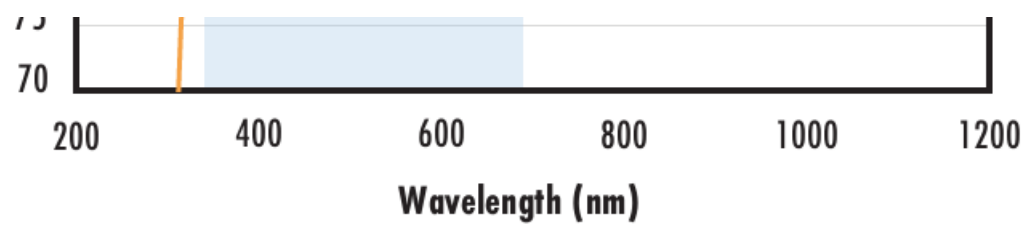
Typical transmission of a 3mm thick fused silica window with VIS-EXT (350-700nm) coating at 0° AOI.

The blue shaded region indicates the coating design wavelength range, with the following specification:

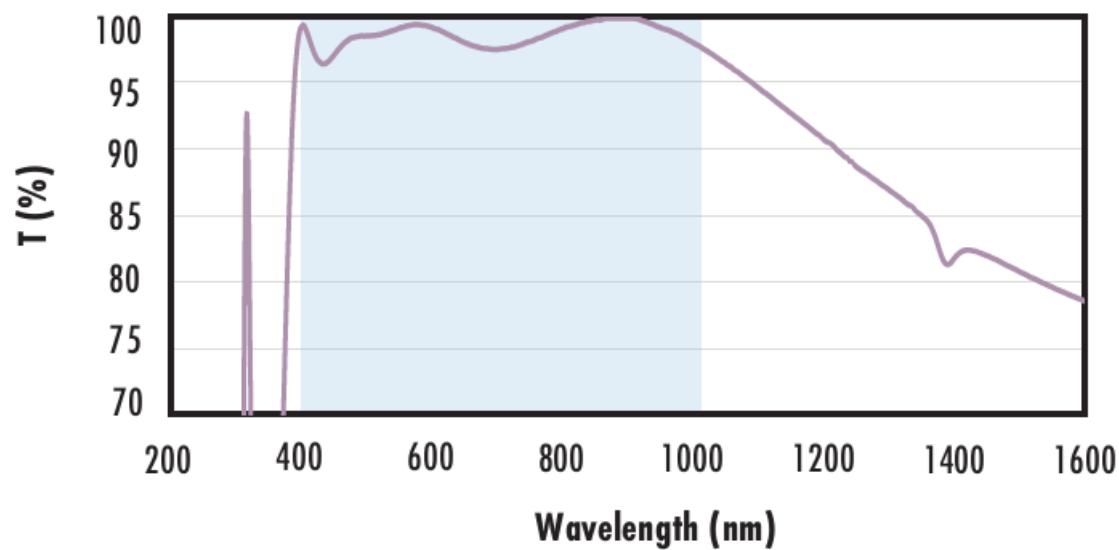
$$R_{avg} \leq 0.5\% @ 350 - 700\text{nm}$$

Data outside this range is not guaranteed and is for reference only.

[Click Here to Download Data](#)



**Fused Silica with VIS-NIR Coating
Typical Transmission**



Typical transmission of a 3mm thick fused silica window with VIS-NIR (400-1000nm) coating at 0° AOI.

The blue shaded region indicates the coating design wavelength range, with the following specification:

$$R_{abs} \leq 0.25\% @ 880\text{nm}$$

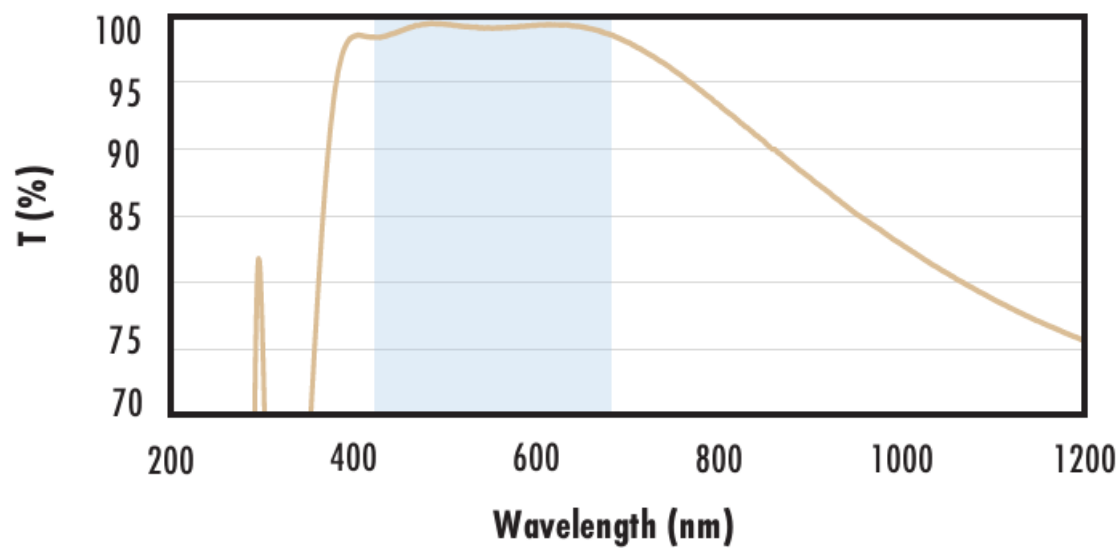
$$R_{avg} \leq 1.25\% @ 400 - 870\text{nm}$$

$$R_{avg} \leq 1.25\% @ 890 - 1000\text{nm}$$

Data outside this range is not guaranteed and is for reference only.

[Click Here to Download Data](#)

**Fused Silica with VIS 0° Coating
Typical Transmission**



Typical transmission of a 3mm thick fused silica window with VIS 0° (425-675nm) coating at 0° AOI.

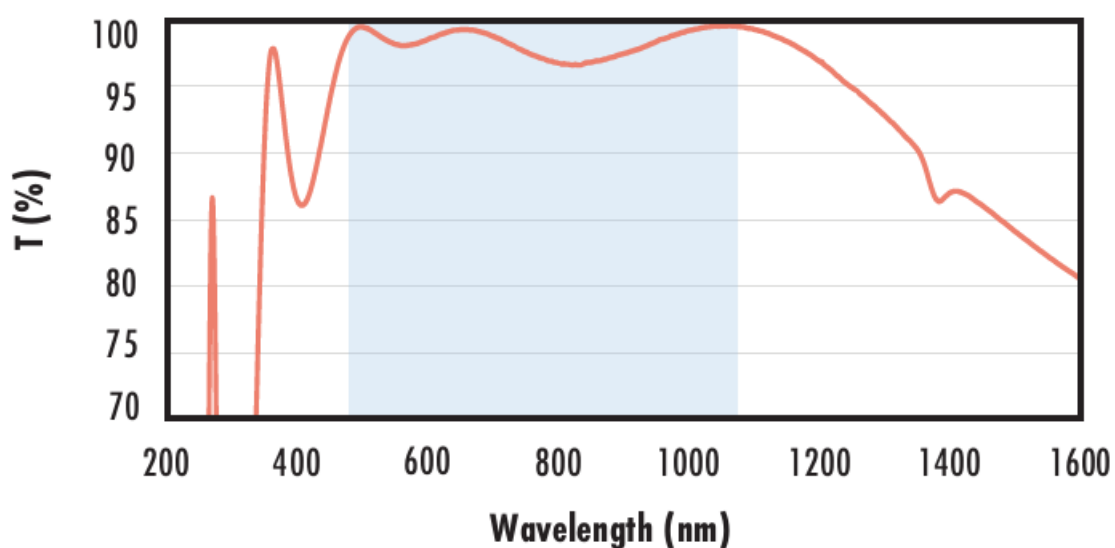
The blue shaded region indicates the coating design wavelength range, with the following specification:

$$R_{avg} \leq 0.4\% @ 425 - 675\text{nm}$$

Data outside this range is not guaranteed and is for reference only.

[Click Here to Download Data](#)

**Fused Silica with YAG-BBAR Coating
Typical Transmission**



Typical transmission of a 3mm thick fused silica window with YAG-BBAR (500-1100nm) coating at 0° AOI.

The blue shaded region indicates the coating design wavelength range, with the following specification:

$$R_{abs} \leq 0.25\% @ 532\text{nm}$$

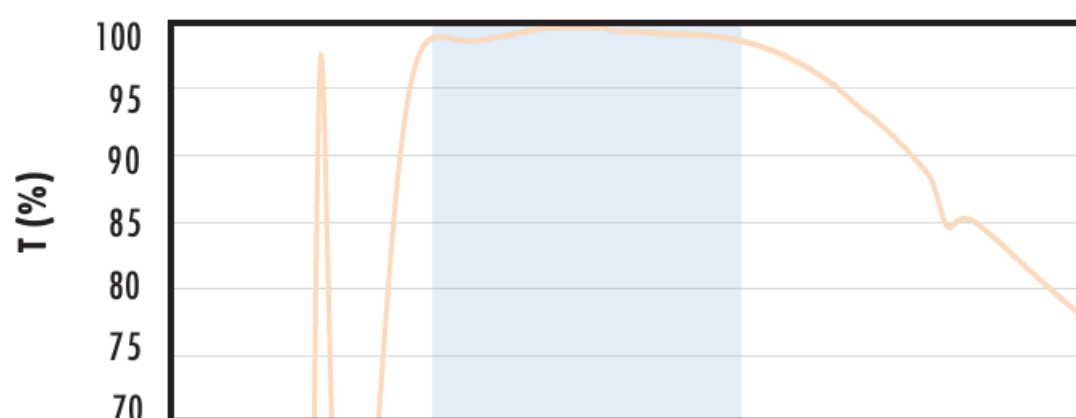
$$R_{abs} \leq 0.25\% @ 1064\text{nm}$$

$$R_{avg} \leq 1.0\% @ 500 - 1100\text{nm}$$

Data outside this range is not guaranteed and is for reference only.

[Click Here to Download Data](#)

**Fused Silica with NIR I Coating
Typical Transmission**



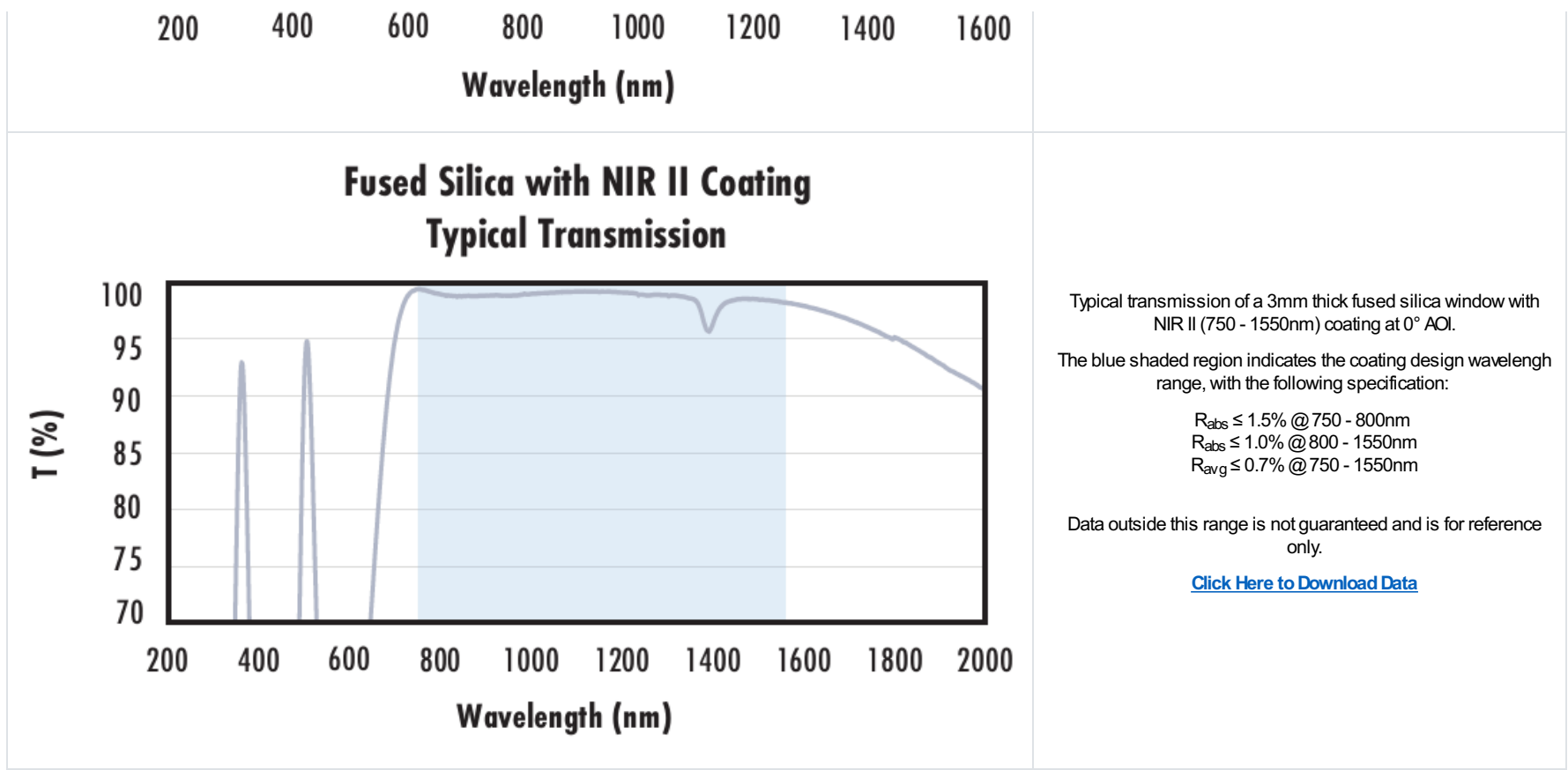
Typical transmission of a 3mm thick fused silica window with NIR I (600 - 1050nm) coating at 0° AOI.

The blue shaded region indicates the coating design wavelength range, with the following specification:

$$R_{avg} \leq 0.5\% @ 600 - 1050\text{nm}$$

Data outside this range is not guaranteed and is for reference only.

[Click Here to Download Data](#)



COATING CURVES

MONTURES COMPATIBLES