

NOTES:

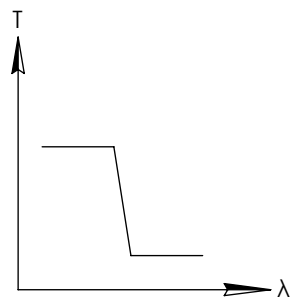

1. SUBSTRATE
2. SURFACE S2 TO BE PARALLEL WITH SURFACE S1 TO WITHIN ± 3 arcsec
3. COATING (APPLY ACROSS COATING APERTURE)
 DURABILITY:
 PERFORMANCE SPECIFICATIONS:
 $T(\text{avg})$: $>85\%$ @ AOI 0° FROM 485 - 1000nm
 $T(\text{avg})$: $<1\%$ @ AOI 0° FROM 1130 - 1370nm
 $T(\text{avg})$: $=50\%$ FOR AOI 0° @ 1050 $\pm 2\%$

 S2: SINGLE LAYER MgF2

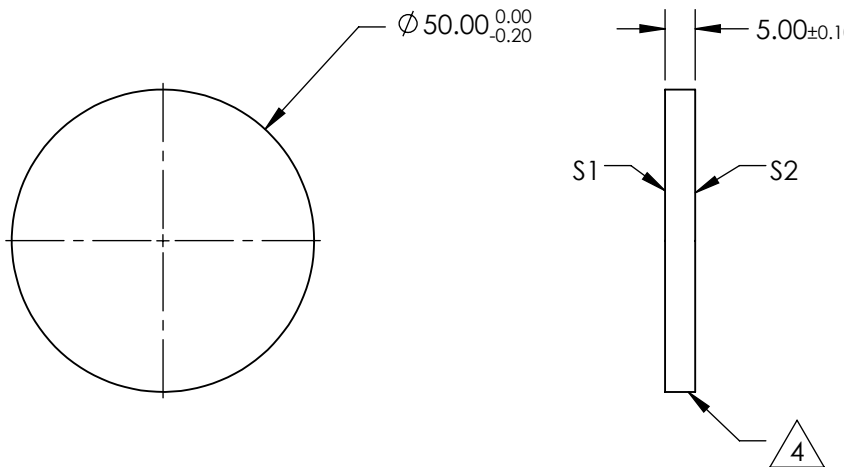
4. FINE GRIND SURFACE

5. POWER, IRREGULARITY, AND SURFACE QUALITY SPECIFICATIONS APPLY ACROSS CLEAR APERTURE
6. TRANSMITTED WAVEFRONT DISTORTION P-V @ 632.8nm $1/10 \lambda$
7. ROHS COMPLIANT

FOR INFORMATION ONLY:
DO NOT MANUFACTURE
PARTS TO THIS DRAWING



SHORTPASS FILTER



SPECIFICATIONS SUBJECT TO CHANGE WITHOUT NOTICE
DIMENSIONS ARE FOR REFERENCE ONLY

Rev. A	S1	S2
SHAPE	PLANO	PLANO
SURFACE QUALITY	40-20	40-20
CLEAR APERTURE	80%	80%
BEVEL	PROTECTIVE AS NEEDED	PROTECTIVE AS NEEDED

EO® Edmund Optics®

THIRD ANGLE PROJECTION

ALL DIMS IN mm

TITLE OD2, Ø50mm, 1050nm, SHORTPASS FILTER

DWG NO 64674

SHEET 1 OF 1